

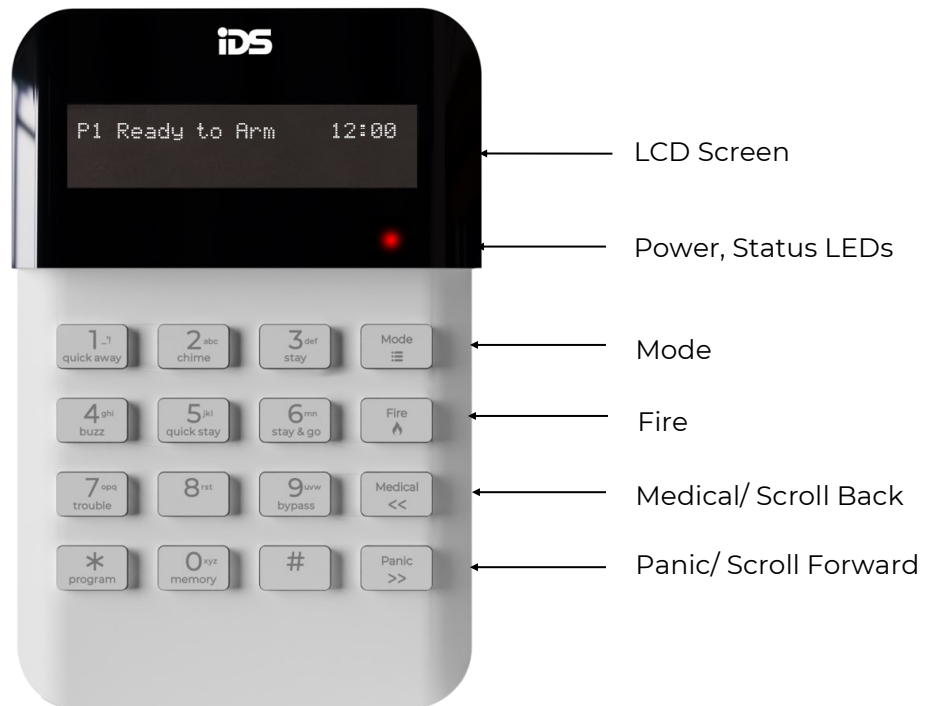


Features

- Works with the X-Series alarm panel
- PGM output for status LED
- Brightness and contrast control
- Volume and tone control
- Keypad zone input
- Panic, medical and fire buttons



X-Series LCD Keypad



Button Functions


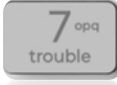
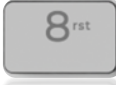

Increase/Decrease Screen Brightness

Hold  +  use  to decrease or  to increase

Increase/Decrease Screen Contrast

Hold  +  use  to decrease or  to increase

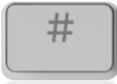
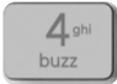
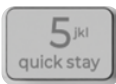

Increase/Decrease the Button Brightness

Hold  then press  for low  for medium  for high

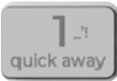

Change the Button Volume

Hold  then press  for low  for medium  for high
 to turn off

Change the Button Tone

Hold  then press  for tone 1  for tone 2  for tone 3

Default the keypad

Hold  and  While holding buttons, power the keypad off then on again and release buttons.

Note: When you default a keypad, you lose any programmed zone names