

THANK YOU FOR CHOOSING IDS TO PROTECT YOU

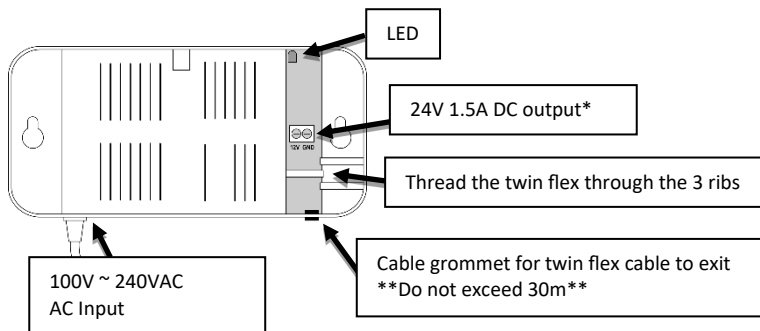
Thank you for purchasing an IDS Alarm Power Supply. The IDS Alarm Power Supply has an output voltage of 24V DC and can supply 1.5A of DC current.

This Installer manual covers all installation topics.

Features

1. 24V DC output
2. 1.5A current at 55°C
3. Compact design.
4. LED to indicate if power supply is on

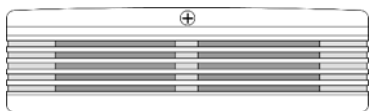
Diagram



** Some models may include a Protective Earth (PE) connector. This has been linked internally to the V- terminal, and you therefore do not need to connect anything to the PE terminal.*

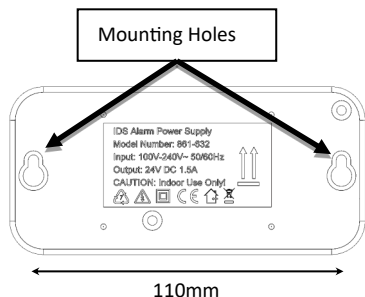
Installation

Figure 1: Front view with Lid screwed on



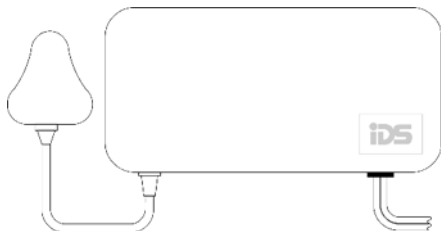
Once all the wiring has been installed and the unit has been mounted screw the lid on to avoid any accidents.

Figure 2: Power Supply Base



Do not remove the base to avoid high voltages and being shocked.

Figure 3: Suggested Mounting



To keep the power supply at the correct temperature mount it with the power cable facing downwards as in figure 4.